

USER:

CONTROL NUMBER OF PPE:

IDENTIFICATION OF THE PPE AND THE PRODUCT HISTORY: Before the inspection all the elements that are not part of the PPE must be removed and the PPE must be clean and free of any obstacles that could hinder the inspection of the whole surface. The user must provide all the information about any circumstances which could have an impact on the state of the PPE, such as a fall of the metal objects from height on a hard surface, exposure to extreme temperatures, fall arrest etc. These events may be a reason to retire the PPE. The qualified person who is in charge of the inspection holds no responsibility if the information about the history of the PPE provided by the user is incomplete or inaccurate. The inspection is carried out in accordance with the Instructions for Use and the information provided by the manufacturer.

MANUFACTURER:

- in case this information is not clearly stated on the product it may be looked up in the catalogue or on the manufacturer's website

UNIQUE PRODUCTION NUMBER, DATE OF MANUFACTURE:

- the unique production number is indicated on the label in the xxx/xxxxxx/xx/xx format; for the harnesses with removable parts there are also other unique production numbers on the shoulder straps and on the chest/seat harness connector; as both these components are fully removable, it is necessary to record their unique production numbers, as well

- date of manufacture is a part of the unique production number which consists of the last four digits XXX/XXXXXX/XX/XX, the first two of these represent the month and the following two digits represent the year of manufacture, for example the harness with 04/17 as the last four digits of the unique production number was manufactured in April 2017)

VISUAL AND TACTILE INSPECTION OF THE SAFETY STITCHING AND STRAPS:

- it is necessary to inspect both front and reverse side of the safety stitching (the thread used for safety stitching has a different colour than the thread used for webbing), and both sides of the strength straps over their entire surface, including the poorly accessible areas such as those hidden under the buckles etc. If necessary the harness may be washed in lukewarm water (max. 40°C) with soap, without detergents

CHECKING THE SAFETY STITCHING

- see the Periodic PPE Inspection Procedure of the slings

CHECKING THE STRAPS

- see the Periodic PPE Inspection Procedure of the slings + check the original terminations of the strength straps, a damaged termination is a reason to retire the harness; the whole surface must be checked, including the poorly accessible areas

CHECKING THE NON-STRENGTH TEXTILE COMPONENTS

- damage or absence of the non-strength stitching and other parts such as the the waist padding etc. is not a reason to retire the harness, unless it causes a significant discomfort to the user

CHECKING THE NON-REMOVABLE METAL COMPONENTS

- see the Periodic PPE Inspection Procedure of the connectors; it is necessary to check the entire surface, including the poorly accessible areas

CHECKING THE CHEST/SEAT HARNESS CONNECTOR (if there is any)

- see the Periodic PPE Inspection Procedure of the connectors; the connector must be completely removed and carefully inspected

FUNCTION CHECK

- some sections apply to certain models of harnesses only

FUNCTION OF THE SPEED BUCKLES

- the buckles must close completely and easily and it must only be possible to open them in the prescribed manner, without much effort

FUNCTION OF THE ADJUSTMENT BUCKLES AND THEIR PROPER THREADING

- the adjustment buckles must operate properly in both directions – tightening and loosening the strap; if the buckles are threaded properly, they do not twist after fastening

VERDICT:

IF ANY OF THE INSPECTION ITEMS HAS "RETIRE" AS A RESULT, IT IS NOT POSSIBLE TO USE THE PRODUCT ANYMORE.

THE INDIVIDUAL EVIDENCE SHEET IS THE INDIVIDUAL PART OF THIS PROCEDURE.

PERIODICAL REVIEWS WERE PROVIDED ACCORDING TO THESE INSTRUCTIONS.

NOTES: please, enter the description, for example which part has to be closely observed during the use and the future inspections, what was the reason for retiring the product

INSPECTED BY:

name:


address:

mobile phone:


email:

signature:

buckle corrosion



corrosion of buckles caused by building material




corrosion of the buckle after mortar splashing



corrosion of the buckle after mortar splashing



damaged construction of the harness webbing



damaged strength seam



damaged webbing construction



damaged webbing of the leg loops



dirty webbing



dirty webbing



D-Ring corrosion



missing label

